NOTES:

1. INSTALL THE DRYER ON A CLEAN AREA THAT HAS GOOD AIRFLOW. THE INSTALLATION SURFACE MUST BE HARD AND FLAT

2. MAKE SURE THAT THE PRODUCT IS POSITIONED SECURELY AND ON A STABLE BASE. ANY RISK OF MOVEMENT SHOULD BE REMOVED BY SUITABLE MEANS TO AVOID STRAIN ON CONNECTED PIPING

3. GIVE A MINIMUM OF 500mm [20"] SPACE ALL AROUND THE DRYER FOR NORMAL OPERATION AND MAINTENANCE

4. IF NECESSARY, USE THE CLIMATE CONTROL FOR SAFE AND EFFICIENT OPERATION

5. AMBIENT TEMPERATURE MUST BE ≤ 50°C WITH Rh ≤ 80% . MAKE SURE THAT THE AMBIENT AIR AROUND THE DRYER AND COMPRESSOR IS FREE FROM SOLID OR GASEOUS CONTAMINATION

6. ALL COMPONENTS ARE DESIGNED SUCH THAT PACKAGE OPERATES CONTINUOUSLY IN AMBIENT TEMPERATURES BETWEEN 2°C AND 50°C , AIR INLET TEMPERATURE BETWEEN 5°C AND 60°C AND INLET PRESSURE UP TO 16bar(g) [D950IN 13 bar(g)]

7. CONDENSER
   - COOLING FLOW: 2800m³/h (CD100)
   - COOLING FLOW: 2900m³/h (CD130-160)
   - HEAT REJECTION: 10 kW

8. DRAIN OUTLET
   - N°1 POLYAMIDE TUBE Ø6 mm
   - TUBES LENGTH OUT OF DRYER: ~1 m

9. POWER CABLE
   - CABLE SECTION: 2,5 mm2
   - CABLE LENGTH OUT OF DRYER : ~2 m

REVISIONS						
ZONE	REV	ECN	DESCRIPTION	DATE	DRAWN	APPROVED
	A		ORIGINAL RELEASE	DD-MMM-YY	M.GROSSO	S.VEZIL

AIR IN / AIR OUT : 2" BSPP

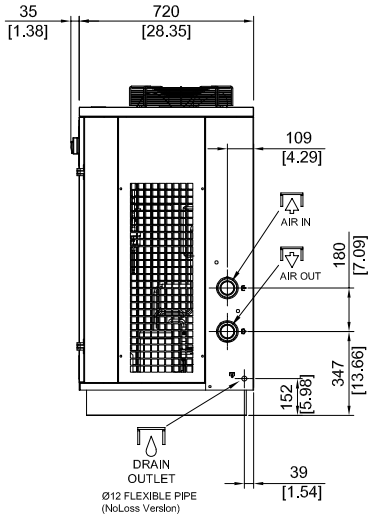

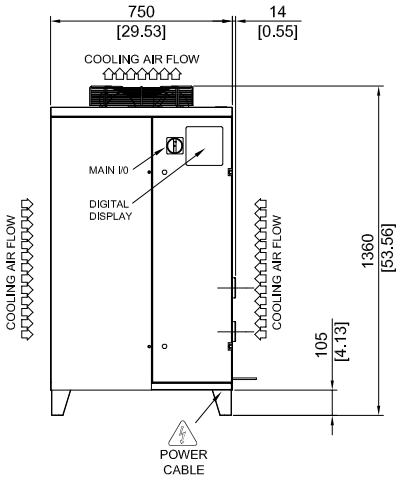

FRONT VIEW

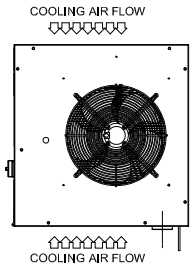

TOP VIEW

WARNING: THE EXPORT OR REEXPORT OF THIS DRAWING OR A PRODUCT PRODUCED BY THIS DRAWING IS SUBJECT TO U.S. EXPORT ADMINISTRATION REGULATIONS AND OTHER APPLICABLE GOVERNMENT RESTRICTIONS OR REGULATIONS.

PROPRIETARY NOTICE

THIS DRAWING CONTAINS CONFIDENTIAL AND TRADE SECRET INFORMATION, IS THE PROPERTY OF INGERSOLL-RAND CO., AND IS GIVEN TO THE RECEIVER IN CONFIDENCE. THE RECEIVER BY RECEPTION AND RETENTION OF THE DRAWING ACCEPTS THE DRAWING IN CONFIDENCE AND AGREES THAT, EXCEPT AS AUTHORIZED IN WRITING BY INGERSOLL-RAND CO. IT WILL (1) NOT USE THE DRAWING OR ANY COPY THEREOF OR THE CONFIDENTIAL OR TRADE SECRET INFORMATION THEREIN; (2) NOT COPY THE DRAWING; (3) NOT DISCLOSE TO OTHERS EITHER THE DRAWING OR THE CONFIDENTIAL OR TRADE SECRET INFORMATION THEREIN; AND (4) UPON COMPLETION OF THE NEED TO RETAIN THE DRAWING, OR UPON DEMAND, RETURN THE DRAWING, ALL COPIES THEREOF, AND ALL MATERIAL COPIED THEREFROM.

DO NOT SCALE DRAWING

DRAWING CONFORMS TO ISO 1101

CAD GENERATED DRAWING, NO MANUAL REVISIONS ALLOWED

UNLESS OTHERWISE SPECIFIED:
- REMOVE ALL BURRS AND SHARP CORNERS
- WELD SYMBOLS TO BE IN ACCORDANCE WITH ANSI/AWS A2.4

COPYRIGHT @ 2021
ALL RIGHTS RESERVED
COMPAIR

FIRST ANGLE PROJECTION

DRAWN	M.GROSSO	06.07.2021
CHECKED	S.MALUTTA	06.07.2021
APPROVED	S.VEZIL	06.07.2021

NOMENCLATURE: 719.0009.02.00

CompAir

NAME: DRYER, CD100F to CD160F GENERAL ARRANGEMENT

SIZE	WEIGHT (KG UNLESS SPECIFIED)	DWG NO.	REVISION
A1		47743533	A

SCALE 0.10 | MODEL | SHEET 1 OF 1